



security kitchens

ARMOUR KITCHENS

High quality steel kitchens for
domestic, commercial and industrial use

WHY CHOOSE APEX ARMOUR KITCHENS?

Apex kitchen units are a high quality alternative choice from either wooden style units designed for domestic use, or the hugely expensive stainless steel units used in commercial hotels and restaurants.

Our units are available in a wide range of colours with a choice of high gloss, satin or matt finishes to complement any existing decorative system. These quality units will enhance the appearance of your room, avoiding the harsh industrial look of stainless steel kitchens.

To customise your kitchen, we can finish your wall units in a different colour from the base units.

Apex Armour Kitchens are suitable for any installation, but especially those in heavy or constant use, and which require a highly durable and robust installation. This makes them particularly suitable for use in children's homes, care homes, residential centres, secure units, hospitals and offices. Additionally, they do not harbour insects and are resistant to vermin attacks.

Because Armour Kitchens do not contain woodchip, they are ideal for use in properties or buildings at risk of flooding. Where conventional kitchen units would need to be replaced, our steel units will be perfectly serviceable following submersion in flood water.



**Armour Kitchens from Apex
– the sensible choice!**

CONTENTS

Page 4 Construction

Page 5 Design

Page 6 Installation

Page 7 Specifications & Accessories

Page 8 Our Kitchens

Page 10 Client Projects



CONSTRUCTION

- All Armour Kitchen units are fabricated from 1.2mm and 1.5mm steel sheet and are a fully welded construction, making them very robust and durable.
- They are not riveted or crimped. This ensures that they are extremely sturdy and can withstand the rigours of daily use in a tough environment.
- All hinges, handles and any fittings are screwed into thread inserts, not simply fixed using self tapping screws which can work loose.
- All drawer runners are heavy duty ball bearing slides giving very high drawer loading capacity.
- Doors and drawers are available with soft close options.
- Door hinges and other fitments are similarly top quality items.
- All units are designed to screw together making the whole installation extremely rigid.
- All units are pre-treated against corrosion and polyester powder coated meaning that your kitchen will retain it's quality appearance for many years.
- Each unit can be left or right handed opening.
- We offer a variety of handle options from recessed for safety, to surface mounted decorative models.
- Units can be manufactured with locks on the doors and drawers if required.
- Shelving is easily adjustable.




WHAT IS AVAILABLE?

Base unit cupboards
Base units with drawer
Multi-drawer units
Sink base units
Larder units
Integrated appliance units
Cooker housing
Wall units
Front panels for appliances
Open shelving units
Island units
Plinths
End panels and trims
Splash backs in steel or glass



Your company's approach to customer service is very impressive, and very much appreciated.

Hampshire County Council



DESIGN

We are pleased to offer our comprehensive design service, enabling customers to have our bespoke units tailored to meet their specific requirements.

ARMOUR PLUS (ENHANCED SECURITY)

Where enhanced security is required, we are pleased to offer the following upgrades to our standard units:

- Lockable knife drawer
- Higher level security locks
- Lock protection
- Supplementary appliance locking

INSTALLATION

Apex Armour Kitchen units exhibit many innovative features which make the installer's job really straightforward.

The main units come fully constructed and are designed for adjacent units to screw together. Feet are adjustable from inside the units so there is no need to be on hands and knees trying to reach the rear feet. Plinths push-fit sturdily into place.

The heavy duty hinges simply clip together to hang the doors, which are then adjusted in the normal way. Drawers are easily removable during installation without the need for undoing screws etc.

Worktops and other appliances are fitted in the standard manner.

The combination of these unique features means that kitchen installation can be completed in far less time than for standard kitchen units, offering considerable savings in labour costs.

We have a team of experienced kitchen fitters who can install your kitchen units and worktops anywhere on the UK mainland.





Doors and drawer fronts can be any colour from the RAL range of powder coatings.

SPECIFICATIONS & ACCESSORIES

COLOURS

Doors and drawer fronts can be any colour from the RAL range of powder coatings.

To customise your kitchen, we can finish the wall units in a different colour from the base units.

All carcasses are finished in RAL colour cream powder coat.

All units come with black plinth panel to suit length of unit.

ACCESSORIES

Each unit comes with one loose (adjustable) shelf, except the larder unit which has three. Additional shelves for all units can be ordered separately.

End panels are not handed, so they fit either left or right.

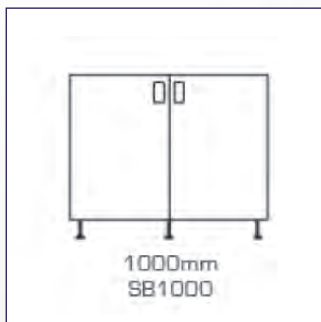
Internal corner trims and island end unit panels are available separately, please ask at the time of order.

A full UK-wide installation service is available, using our own experienced personnel.

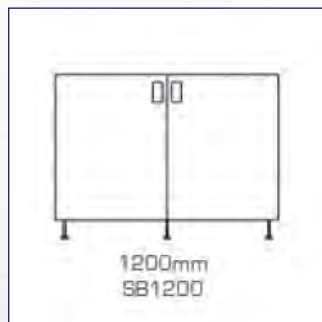
OUR KITCHENS

Our kitchens are available in a variety of standard widths. Bespoke units can also be made to order, we can design and manufacture to any size and specification.

SINK BASE UNITS

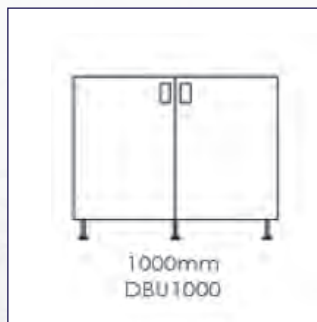


W 1000mm x H 860mm x
D 590mm

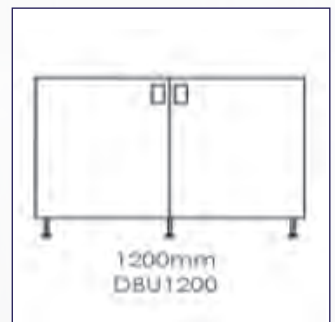


W 1200mm x H 860mm x
D 590mm

DOUBLE BASE UNITS

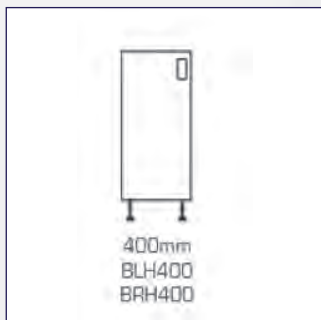


W 1000mm x H 860mm x
D 590mm

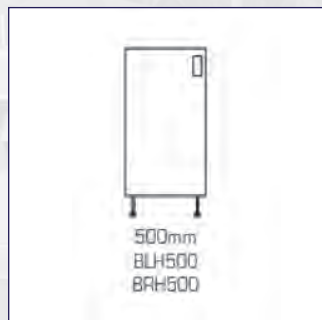


W 1200mm x H 860mm x
D 590mm

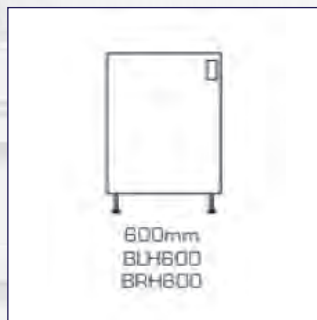
BASE UNITS



W 400mm x H 860mm x
D 590mm

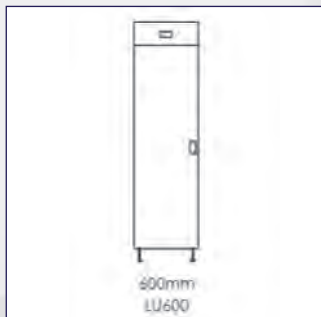


W 500mm x H 860mm x
D 590mm



W 600mm x H 860mm x
D 590mm

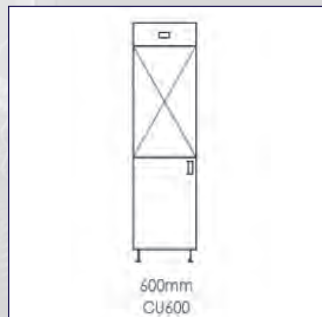
LARDER UNITS & INTEGRATED APPLIANCE UNITS



W 600mm x H 2150mm x
D 590mm

W 500mm x H 2150mm x
D 590mm

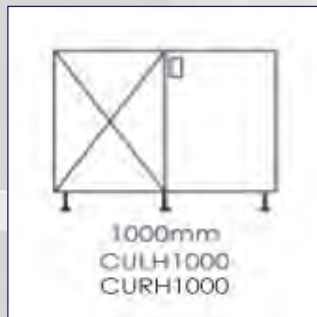
W 400mm x H 2150mm x
D 590mm



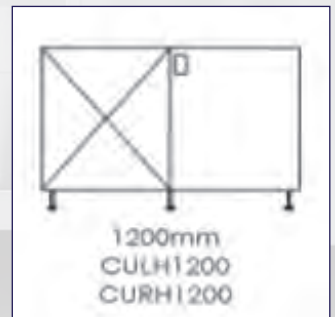
W 600mm x H 2150mm x
D 590mm

W 500mm x H 2150mm x
D 590mm

W 400mm x H 2150mm x
D 590mm

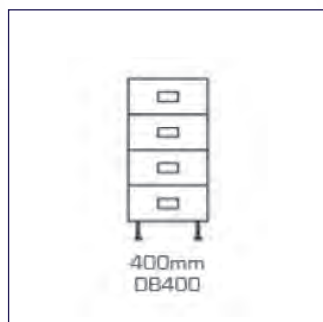


W 1000mm x H 860mm x
D 590mm

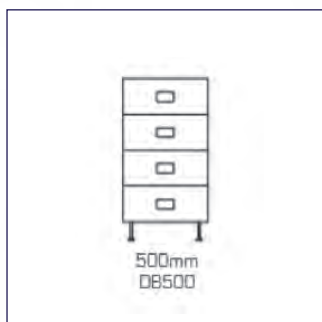


W 1200mm x H 860mm x
D 590mm

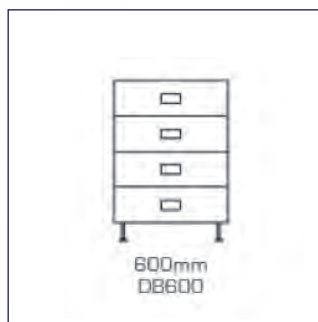
MULTI-DRAWER UNITS



W 400mm x H 860mm x
D 590mm

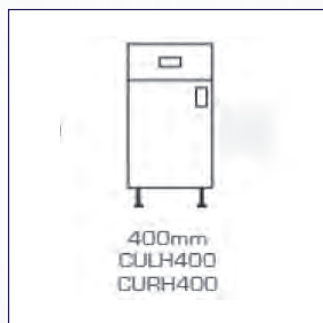


W 500mm x H 860mm x
D 590mm

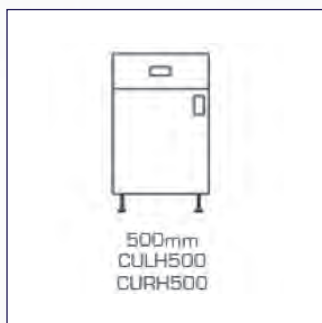


W 600mm x H 860mm x
D 590mm

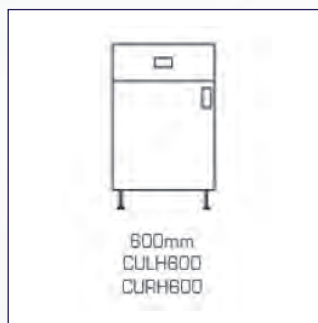
BASE UNITS WITH DRAWERS



W 400mm x H 860mm x
D 590mm

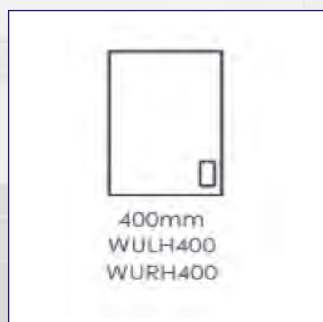


W 500mm x H 860mm x
D 590mm



W 600mm x H 860mm x
D 590mm

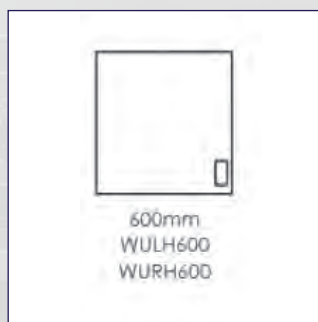
WALL & DOUBLE WALL UNIT



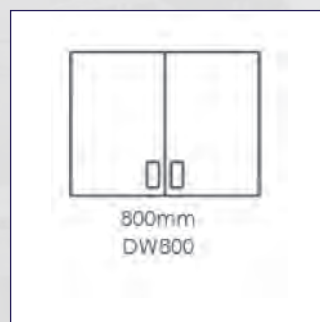
W 400mm x H 600mm x
D 300mm



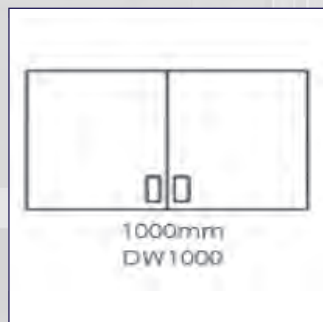
W 500mm x H 600mm x
D 300mm



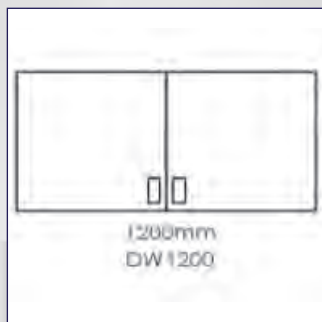
W 600mm x H 600mm x
D 300mm



W 800mm x H 600mm x
D 300mm

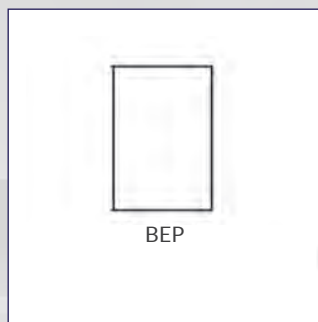


W 1000mm x H 600mm x
D 300mm

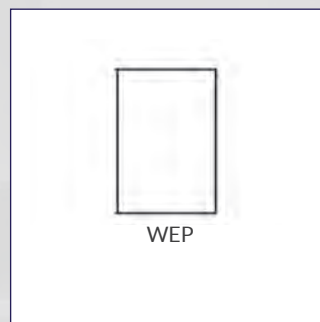


W 1200mm x H 600mm x
D 300mm

END PANELS



Base Unit Infill End Panel



Wall Unit Infill End Panel

CLIENT PROJECT

Client: British Airways, Heathrow

Description: Commercial kitchen

Designed and installed a bespoke kitchen solution in an airport hangar for busy flight attendants and airport employees. The solution comprised of individually locked cupboards and wall units to enable safe storage of food and drink.





CLIENT PROJECT

Client: Crossways Care Home

Description: Kitchen in facility

Designed and Installed a robust and safe kitchen environment in a care home facility for young persons with learning disabilities, functionality and safety being the core areas of concern.





security engineering

Apex kitchen units are a high quality alternative choice from either wooden style units designed for domestic use, or the hugely expensive stainless steel units used in commercial hotels and restaurants.

Our units are available in a wide range of colours with a choice of high gloss, satin or matt finishes to complement any existing decorative system. These quality units will enhance the appearance of your room, avoiding the harsh industrial look of stainless steel kitchens.



Flint Road, Letchworth Garden City,
Hertfordshire, SG6 1HJ
Tel: +44 (0)1462 673431
Fax: +44 (0)1462 671518
Email: sales@apexsecurityfurniture.com
www.apexsecurityfurniture.com